



**PATTERN 2- LOPE TOWARD**

**Rein Work**  
**Pattern 2 - Lope Toward**

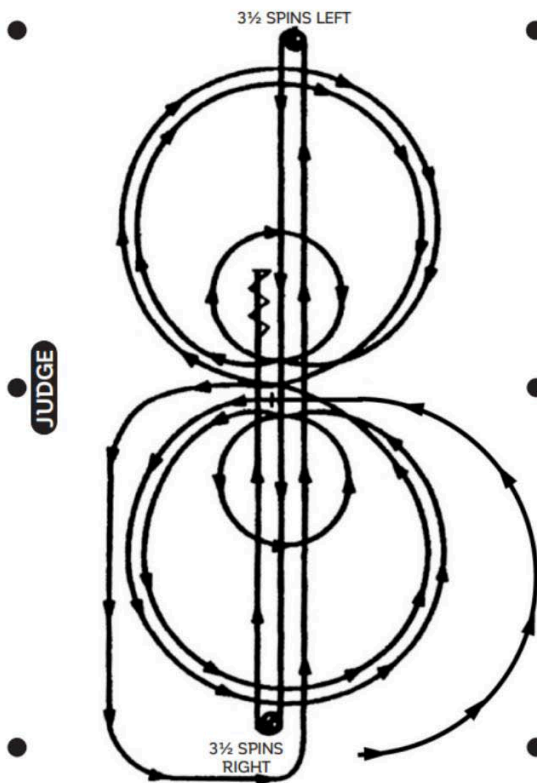
**Friday**

Open & Non Pro  
 Two Handed Cow Horse


**Saturday**

Open & Non Pro  
 Bridle  
 Open & Non Pro  
 Hackamore

Patterns can  
 be found in the  
**NRCHA Rule book**



- Begin on left lead. At the center, without stopping or breaking gait, begin pattern facing toward the judge. Refer to rule 20.6
1. Beginning on the left lead, complete 3 circles to the left. The first one large and fast, the second small and slow, the third large and fast. Change leads at the center of arena
  2. Complete 3 circles to the right. The first one large and fast, the second small and slow, and the third large and fast. Change leads at the center of arena.
  3. Continue loping to run down.
  4. Run to far end past the marker to a sliding stop. Hesitate.
  5. Complete 3½ spins to the left. Hesitate.
  6. Run to far end past marker to a sliding stop. Hesitate.
  7. Complete 3½ spins to the right. Hesitate.
  8. Run past center marker to a sliding stop. Hesitate.
  9. Back at least 10 feet. Hesitate to complete pattern.





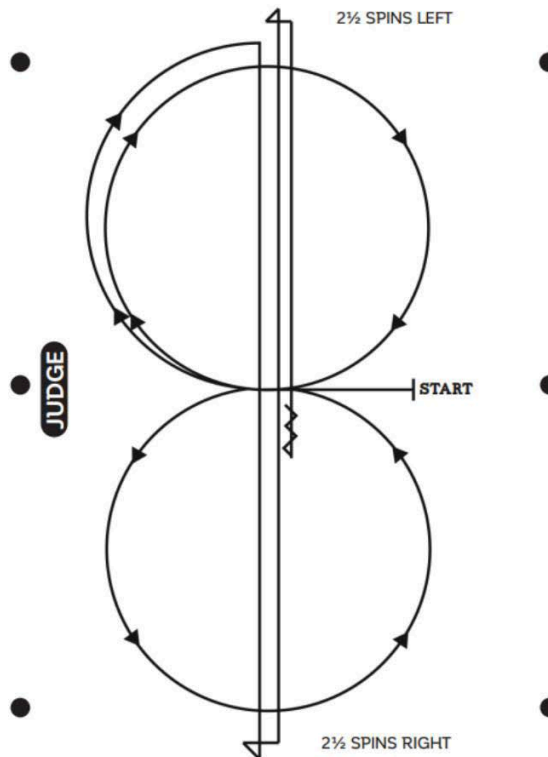
PATTERN 6

**Rein Work**  
**Pattern 6 - Trot in**


**Saturday**  
 Youth Boxing

**Sunday**  
**All Classes**  
 Rookie Boxing  
 Rookie Box Drive  
 Two Handed Boxing  
 Two Handed Box Drive

**Patterns can  
 be found in the  
 NRCHA Rule book**

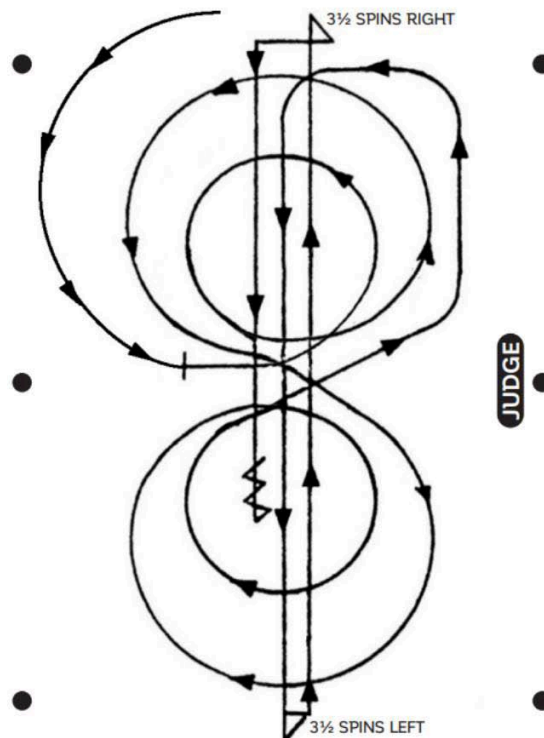


- Trot to center of arena, stop. Start pattern facing towards judge
1. Beginning on the right lead lope one circle to the right. Change leads to the left.
  2. Complete one circle to the left. Change leads to the right and go to the top of the arena.
  3. Run down center of arena past the end marker and come to a sliding stop.
  4. Complete 2½ spins to the right.
  5. Run to the other end of the arena, past the end marker and come to a sliding stop.
  6. Complete 2½ spins to the left.
  7. Run past the center marker, stop, back at least 10 feet.
- \*This pattern may be used as a lope in pattern, please refer to rule 20.6.





PATTERN 10-LOPE TOWARD




**Rein Work**

**Pattern 10 - Lope Toward**

**Saturday**

- Non Pro Cow Horse
- Two Rein Cow Horse
- Limited Boxing
- Box Drive

Patterns can be found in the NRCHA Rule book



- Start on left lead. At the center, without stopping or breaking gait, begin pattern facing toward the judge. Refer to rule 20.6.
1. Beginning on the left lead, complete 2 circles to the left. The first circle small and slow, the second circle large and fast. Change leads at the center of arena.
  2. Complete 2 circles to the right. The first circle large and fast, the second circle small and slow. Change leads at the center of arena.
  3. Continue around end of arena without breaking gait or changing leads, run down center of arena past end marker, and execute a square sliding stop.
  4. Complete 3 1/2 spins to the left.
  5. Run down center of arena past end marker, and execute a square sliding stop.
  6. Complete 3 1/2 spins to the right.
  7. Run down center of arena past center marker, and execute a square sliding stop.
  8. Back up at least 10 feet. Hesitate to complete pattern.

